

# AE-Amp Specification



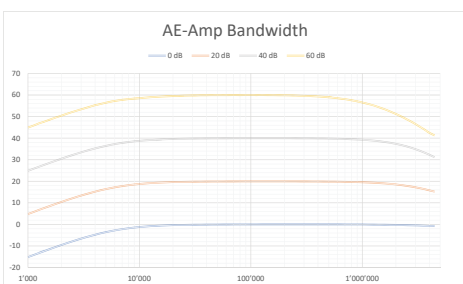
2 Channel Amplifier for Acoustic Emission Sensors



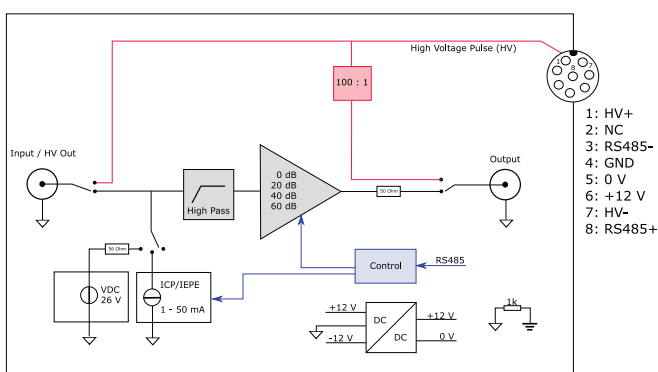
Parameter	Specification	
Number of Input Channels	2 channel	
Gain	0 dB / 20 dB / 40 dB / 60 dB selectable	*1
Input Stage	AC coupled voltage input, single ended	
Compatible Sensor Types	passiv AE sensors JFET sensors ICP / IEPE sensors	*2
Sensor Power	4 - 50 mA current source, 25 V max.	
Output Impedance	50 Ω ± 0.5%	
Input Noise	TBD	
Max. Output Voltage Swing	± 9 V (no Load) ± 4.5 (Load = 50 Ω)	
Bandwidth (Low Cut)	5 kHz	- 3 dB
Bandwidth (High Cut)	00 dB : 5.0 MHz 20 dB : 3.0 MHz 40 dB : 2.0 MHz 60 dB : 700 kHz	- 3dB
Gain Error @ 100 kHz	max ± 1%	
Input / Output Connector	BNC	
High Voltage Pulse Through	max. 500 V	
Power Supply	12 V DC, max. 8 W	
Interface	RS485 / USB over AE-HV-MUX or Rack Base Unit	

\* 1 ) 0 dB only software selectable

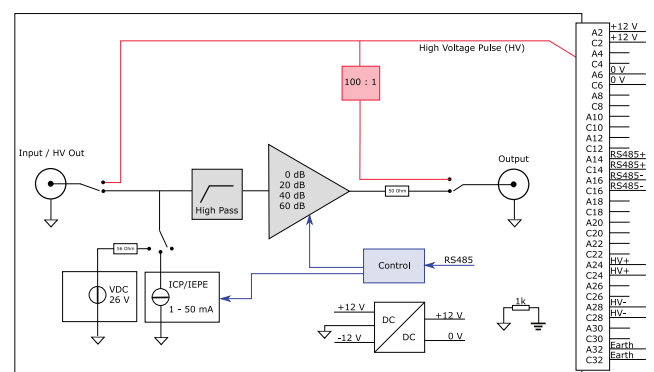
\* 2 ) Other sensor types on request



## Block Diagram



AE-Amp-Box or AE-Amp-P used int AE-HV-MUX



AE-Amp-P used Amp-BU-20-AE